

Qualities Connect Four

 saucepan	 bread knife	 paper towels	 mobile phone	 pumice stone
 sponge	 soft	 tyre	 jeans	 waterproof
 fridge	 shiny	 mattress	 flexible	 glasses

In all aspects of science, it is important know the ways in which items are sorted and classified in relation to their properties. This activity helps to familiarise students with this skill. Using a connect 4 format, students will be sorting everyday objects in relation to their different physical qualities.

Suitable for students aged 7+

Learning Outcome: Students will be able to define and describe the different physical qualities of various objects.

Copyright © 2012 All rights reserved

Only those schools and learning institutions who have subscribed (as defined by records and certificate) are allowed to print out this content.

Please visit www.mantralingua.com or email collaborate@mantralingua.com to subscribe.

Qualities Connect Four

Developed by Stuart Scott with inspiration from colleagues
in Nottingham and Kingston upon Thames schools
Illustrated by Michael Levett

Theme: Qualities

Age range: 7+

Context:

In all aspects of science, it is important know the ways in which items are sorted and classified in relation to their properties. This activity helps to familiarise students with this skill. Using a connect 4 format, students will be sorting everyday objects in relation to their different physical qualities. The cards in this game have been provided in 3 languages: English, German and Polish. If you add different sets of objects or translate the game into any other languages please send them to the address below to help us expand our library.

Preparation:

Print out the A4 sheets.

Stick the top and bottom halves of the Game Board together, and if possible, laminate it. Cover the Game Card pages with 'clear pvc self adhesive book cover film'. Then cut out the squares to make the cards.

HOW TO PLAY:

You need four players, one Game Board and two sets of Game Cards (different colour borders).

Work with a partner to make a team of two.

Shuffle your team's cards and place them in a pile facing down.

Take turns to turn over your top card and decide where to put it on the board. Everyone has to agree that the card fits the picture.

The team with the first four cards in a line either vertically, horizontally or diagonally wins.

As an extension, you can photocopy the checklist provided and ask students to fill in the objects and properties. They will then begin to see the similarities and differences between the properties of various objects.

Learning Outcomes:


Students will be able to define and describe the different physical qualities of various objects. If you have found further learning outcomes please share them by emailing collaborate@mantralingua.com.

Mantra Lingua Ltd, Global House, 303 Ballards Lane, London N12 8NP 0044 (0) 208 445 5123

(You can purchase a professionally printed, sound-enabled version of this activity with pre-cut cards from www.mantralingua.com. Students can use TalkingPEN to record and re-record aurally onto the pages and cards. Recordings can be saved and used for assessment, or shared with other classes and schools via "ShareLINK".)

"Qualities" Game Board

© 2012 Mantra Lingua: all rights reserved. No copying without permission www.mantralingua.com
(This is the top half of the board. Cut along the dotted line and glue to the bottom half.)



saucepan




bread knife




paper towels



mobile phone



pumice stone




sponge



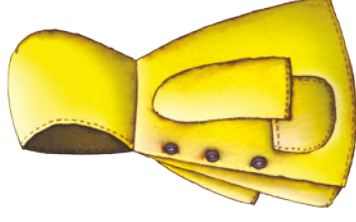
feather



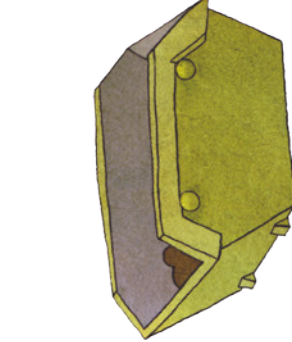
tyre




jeans




raincoat



skip



teddy bear



mattress



spoon




glasses



broom



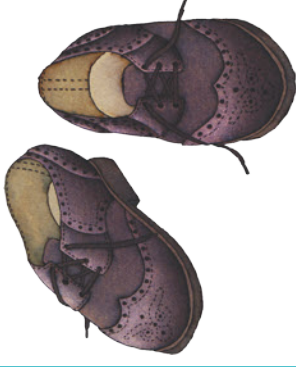
mirror




tea towel




sofa



shoes



ice tray




rolling pin




rubber gloves




umbrella



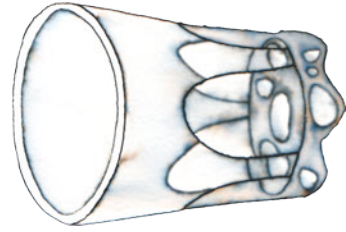
scourer




lego



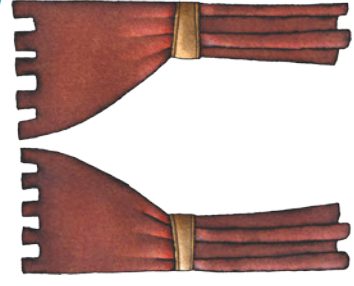
bath mat



glass tumbler



door mat



curtains

flexible

soft

tough

transparent

smooth

shiny

rough

absorbent

fragile

waterproof

flexible

soft

opaque

smooth

shiny

absorbent

fragile

waterproof

rigid

rigid

opaque

hard

tough

hard

elastisch

weich

fest

durchsichtig

glatt

glänzend

rau

saugfähig

zerbrechlich

wasserdicht

elastisch

weich

undurchsichtig

glatt

glänzend

saugfähig

zerbrechlich

wasserdicht

steif

steif

undurchsichtig

hart

fest

hart

**giętki,
elastyczny**

miękki

**mocny,
wytrzymały**

przezroczysty

gładki

błyszczący

**szorstki,
chropowaty**

**wsiąkliwy,
chłonny**

kruchy

wodoodporny

**giętki,
elastyczny**

miękki

matowy

gładki

błyszczący

**wsiąkliwy,
chłonny**

kruchy

wodoodporny

szttywny

szttywny

matowy

twardy

**mocny,
wytrzymały**

twardy

flexible

soft

tough

transparent

smooth

shiny

rough

absorbent

fragile

waterproof

flexible

soft

opaque

smooth

shiny

absorbent

fragile

waterproof

rigid

rigid

opaque

hard

tough

hard

elastisch

weich

fest

durchsichtig

glatt

glänzend

rau

saugfähig

zerbrechlich

wasserdicht

elastisch

weich

undurchsichtig

glatt

glänzend

saugfähig

zerbrechlich

wasserdicht

steif

steif

undurchsichtig

hart

fest

hart

**giętki,
elastyczny**

miękki

**mocny,
wytrzymały**

przezroczysty

gładki

błyszczący

**szorstki,
chropowaty**

**wsiąkliwy,
chłonny**

kruchy

wodoodporny

**giętki,
elastyczny**

miękki

matowy

gładki

błyszczący

**wsiąkliwy,
chłonny**

kruchy

wodoodporny

szttywny

szttywny

matowy

twardy

**mocny,
wytrzymały**

twardy

