













Who Eats What

Connect Four

 <p>aphids</p>	<div style="border: 2px solid blue; padding: 10px; display: inline-block;">squirrel</div>  <p>nuts</p>	 <p>rabbit</p>
 <p>frogs</p>	 <p>flying insects</p>	 <p>beetle</p>
 <p>acorns</p>	<div style="border: 2px solid blue; padding: 10px; display: inline-block;">sparrow</div>  <p>bugs</p>	<div style="border: 2px solid orange; padding: 10px; display: inline-block;">woodpecker</div>  <p>beetle</p>
 <div style="border: 2px solid orange; padding: 10px; display: inline-block;">swallow</div>	 <p>small fish and tadpoles</p>	<div style="border: 2px solid blue; padding: 10px; display: inline-block;">rabbit</div>  <p>fresh, green leaves</p>

If you were a small animal living in the woods what kind of food would you eat?

The Learning Outcome will be that pupils will be able to understand and describe the variety of foods that woodland animals eat.

This is a companion game to the 'Who Eats What?' Matching Game.

Copyright © 2011 All rights reserved

Only those schools and learning institutions who have subscribed (as defined by records and certificate) are allowed to print out this content.

Please visit www.mantralingua.com or email collaborate@mantralingua.com to subscribe.

Who Eats What

Connect Four



Touch arrow to begin,
then i for information

Developed by Tolworth Junior School, Kingston Upon Thames
Illustrated by Michael Levett

Theme: Woodland Food Chains

Age range: 5 +

Context:

We have concentrated here on animals that can be found or sighted in English woodlands. If you have very different animals in the woods or forests in your area then you can add and subtract cards. If you add different sets of animals please send them to the address below for expanding our library.

This activity can be played alongside the 'Who Eats What? Matching Game' to give pupils a greater understanding of the food chain.

Preparation:

Print out the A4 sheets.

If possible, laminate the "baseboard" and cover the two animal food pages with 'clear pvc self adhesive film'. Then cut out the squares to make 'animal food' cards.

HOW TO PLAY CONNECT FOUR:

You need four people, one baseboard and two sets of cards (different colour borders).

Work with a partner to make a team of two.

Shuffle your team cards and place them in a pile face down.

Take turns to turn over your top card and decide where to put it on the board. Everyone has to agree that the card fits the picture.

The team with the first four cards in a line either vertically, horizontally or diagonally wins.

Try to build the connections, but don't forget you can block the opponents too!

Learning Outcomes:

Pupils will be able to understand and describe the variety of foods that woodland animals eat.

If you have found further learning outcomes please share them by emailing collaborate@mantralingua.com, quoting BioWFCCF01.0

Mantra Lingua Ltd, Global House, 303 Ballards Lane, London N12 8NP 0044 (0) 208 445 5123


(You can purchase a professionally printed, sound-enabled version of this activity with pre-cut cards from www.mantralingua.com. Students can use PENpal to record and re-record aurally onto the pages and cards. Recordings can be saved and used for assessment, or shared with other classes and schools via "ShareLINK".)

Who Eats What?


© 2011 Mantra Lingua: all rights reserved. No copying without permission www.mantralingua.com
(This is the left hand sheet of the game board - glue to right hand sheet, mount or laminate)



worms



fruit




butterflies



leaf litter



mice



myriapods



ants




everything edible



small birds



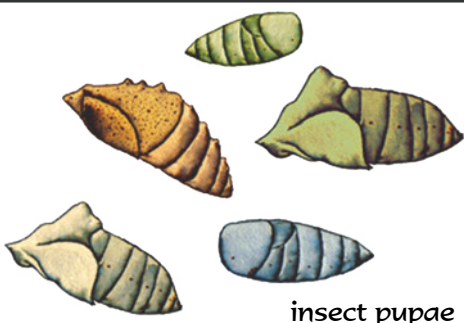
small mammals




snails



seeds



insect pupae




green plants



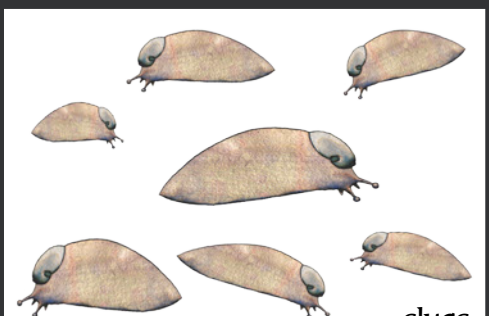
leaves




berries




larvae




slugs




aphids




nuts




rabbits




frogs



flying insects




beetles



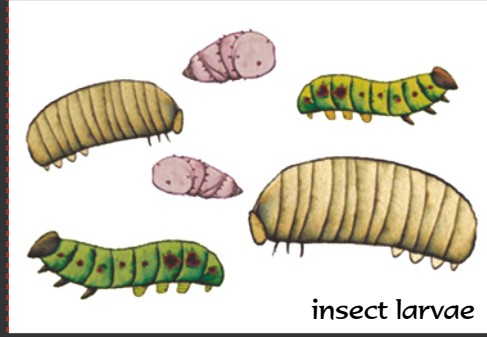
acorns



bugs



bark beetles



insect larvae



small fish and tadpoles



fresh green leaves




seeds



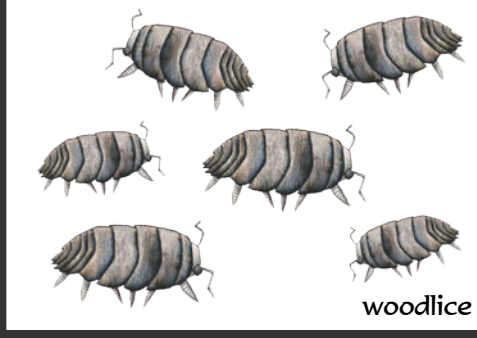
plant material



grass



fruit



woodlice



worms

Who Eats What - Cards

© 2011 Mantra Lingua: all rights reserved. No copying without permission www.mantralingua.com
Blue Team. Print and cut into cards along the dotted lines.

grass
snake

bat

badger

milipede

mole

squirrel

blackbird

wood
pigeon

fox

mouse

sparrowhawk

ladybird

robin

rabbit

shrew

frog

owl

woodpecker

sparrow

munthead
deer

hedgehog

toad

jay

swallow

Who Eats What - Cards

grass
snake

bat

badger

milipede

mole

squirrel

blackbird

wood
pigeon

fox

mouse

sparrowhawk

ladybird

robin

rabbit

shrew

frog

owl

woodpecker

sparrow

munthead
deer

hedgehog

toad

jay

swallow