

Energy Chain



acorns



oak trees



logs



a fire

Identifying different types of energy and how energy chains are formed is a fundamental part of physics. In these activities we are building on pupils' knowledge of energy in a fun and collaborative way.

Suitable for pupils aged 9+

The Learning Outcome will be that pupils will be able to identify the different types of energy and demonstrate an understanding of how energy chains are formed.

Copyright © 2012 All rights reserved

Only those schools and learning institutions who have subscribed (as defined by records and certificate) are allowed to print out this content.

Please visit www.mantralingua.com or email collaborate@mantralingua.com to subscribe.

Energy Chain

Developed by Chris Laine,
Pauline Hoyle et al from Islington Green
Illustrated by Michael Levett

Theme: Energy

Age range: 9+

Context:

Identifying different types of energy and how energy chains are formed is a fundamental part of physics. In these activities we are building on students' knowledge of energy in a fun and collaborative way. If you develop your own energy chains or other 'energy' activities please send them to the address below for adding to our library of resources.

Preparation:

Print out the A4 sheets.

If possible, laminate or cover the illustrated energy chain pages with 'clear pvc self adhesive book cover film'. Then cut out the squares to make 'energy' cards. The blank pages should not be covered so that students can draw on them.

HOW TO PLAY:

Kinds of Energy: Sort these cards into types of energy (kinetic, potential...). The cards that we have provided are just a starting point for students to add their own cards.

Energy Chains: First link up the energy chains. Put the cards together to make four chains that show how energy is transferred. There are five links in each chain.

Next each group is given ten blank cards to make their own chains. The sets of cards can then be swapped between the different groups for them to link the chains together.

Learning Outcomes:


Pupils will be able to identify the different types of energy and demonstrate an understanding of how energy chains are formed. If you have found further learning outcomes please share them by emailing collaborate@mantralingua.com.

Mantra Lingua Ltd, Global House, 303 Ballards Lane, London N12 8NP 0044 (0) 208 445 5123

(You can purchase a professionally printed, sound-enabled version of this activity with pre-cut cards from www.mantralingua.com. Students can use TalkingPEN to record and re-record aurally onto the pages and cards. Recordings can be saved and used for assessment, or shared with other classes and schools via "ShareLINK".)

Energy Chains - Energy Chain Cards

© 2011 Mantra Lingua: all rights reserved. No copying without permission www.mantralingua.com
(Cut out the pictures and make into cards.)



oak trees




a steam locomotive



grass



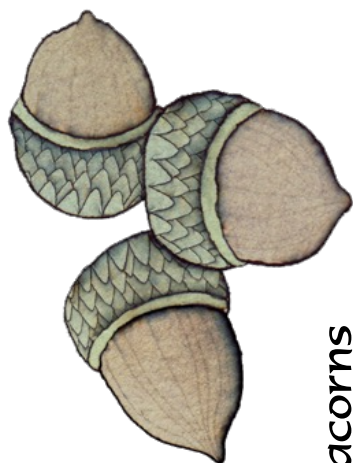
logs



a boiler




a cow




acorns



a fire



the sun




the sun




petrol




coal




food




oil



trees



jumping




the sun




a car

Energy Chains - Energy Chain Cards

© 2011 Mantra Lingua: all rights reserved. No copying without permission www.mantralingua.com
(Cut out the pictures and make into cards.)



tiny sea
plants and
animals




the sun




Energy Chains - Energy Chains Cards

© 2011 Mantra Lingua: all rights reserved. No copying without permission www.mantralingua.com
(Cut out the pictures and make into cards.)



Energy Chains -Kind of Energy Cards

© 2011 Mantra Lingua: all rights reserved. No copying without permission www.mantralingua.com
(Cut out the pictures and make into cards.)




an electric heater




skier at the top of a slope




a burning candle



the sun



a lift on the fifth floor




a boat on waves




wind



a toaster
with toast in it




a fluorescent light



a nuclear power station



a fluorescent light



waves

Energy Chains -Kind of Energy Cards

© 2011 Mantra Lingua: all rights reserved. No copying without permission www.mantralingua.com
(Cut out the pictures and make into cards.)

