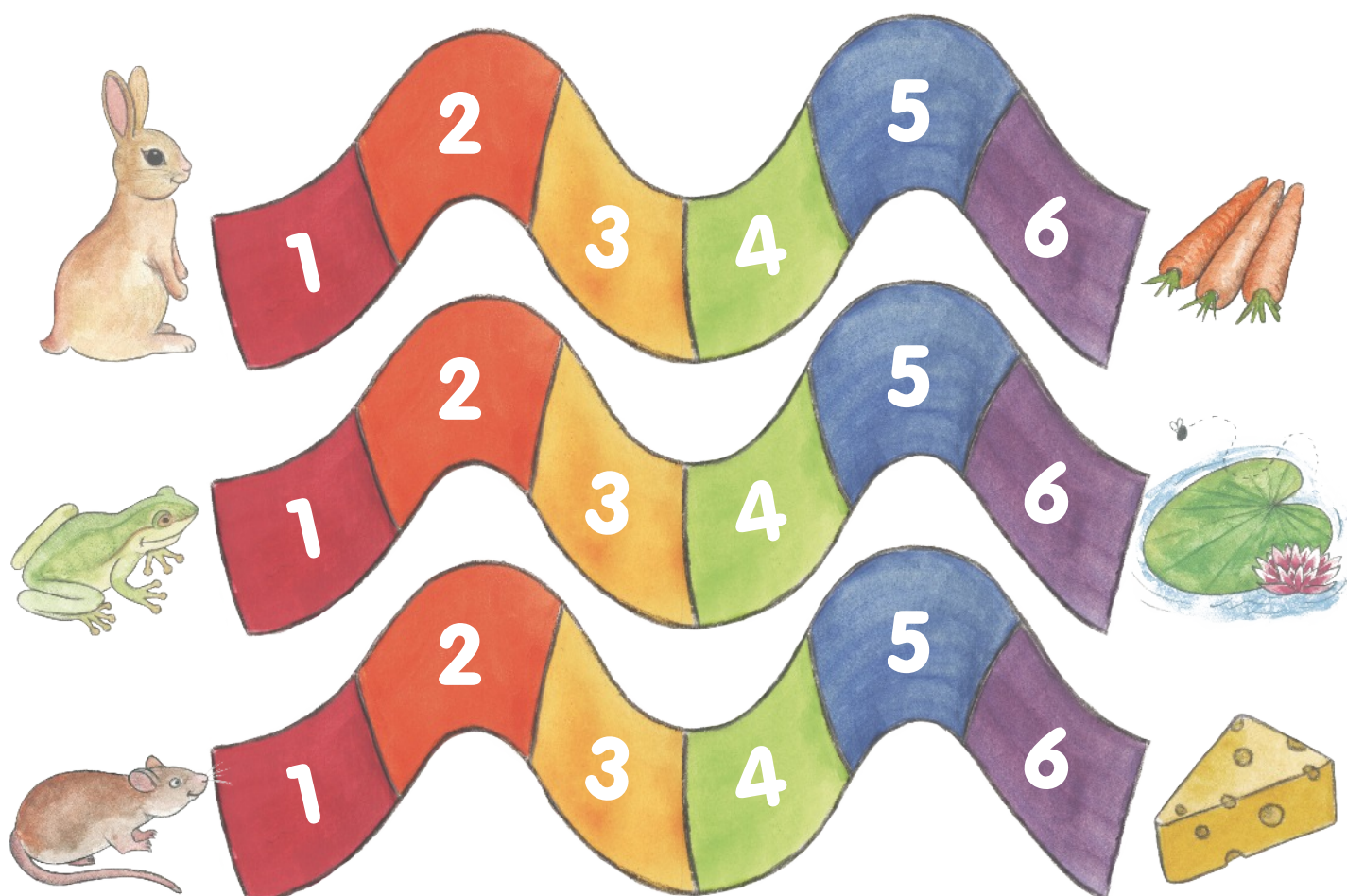


Frequent Words Track Game



The English language has some awkward, un-phonetic words which some pupils have trouble identifying and spelling, even when they are older. So this game has been devised to encourage younger pupils to look at these words repeatedly, thus reinforcing their word recognition and spelling skills.

Suitable for pupils aged 5+

The Learning Outcome will be that pupils will have practised hearing and identifying high frequency words which will help with their spelling.

Copyright © 2011 All rights reserved

Only those schools and learning institutions who have subscribed (as defined by records and certificate) are allowed to print out this content.

Please visit www.mantralingua.com or email collaborate@mantralingua.com to subscribe.

Frequent Words Track Game

Devised by Judith Evans, Netley Primary School, London Borough of Camden
Illustrated by Emma Carter

Theme: Frequent Words

Age range: 5+

Context:

The English language has some awkward, un-phonetic words which some pupils have trouble identifying and spelling, even when they are older. So this game has been devised to encourage younger pupils to look at these words repeatedly, thus reinforcing their word recognition and spelling skills.

Preparation:

Print out the A4 sheets.

If possible, laminate the tracks. Cover the 'playing cards' sheet with 'clear pvc self adhesive book cover film' before cutting up. Use the blank template to write in your own words. Instructions for making the word dice are on a separate page. We have provided two dice with suggested words, but you can make your own with the blank templates provided, using words that are the most problematic for your class.

HOW TO PLAY:

You will need a plain, big dice or you can construct your own (templates provided). Choose your frequent words e.g. the, who, when, etc. and stick each one on the dice twice.

Working in a group of three, each child is given a card with their word on. Give each group a track board or encourage the children to make their own.

Children take turns to roll the dice. When their word comes up their character can move along one square. The first one home is the winner.





Learning Outcomes:

Pupils will have practised hearing and identifying high frequency words which will help with their spelling. If you have found further learning outcomes please share them by emailing collaborate@mantralingua.com, quoting LitFWo1.o

Mantra Lingua Ltd, Global House, 303 Ballards Lane, London N12 8NP 0044 (0) 208 445 5123

(You can purchase a professionally printed, sound-enabled version of this activity with pre-cut cards from www.mantralingua.com. Students can use PENpal to record and re-record aurally onto the pages and cards. Recordings can be saved and used for assessment, or shared with other classes and schools via "ShareLINK".)

Frequent Words Game- Board One



Frequent Words Game- Board Two



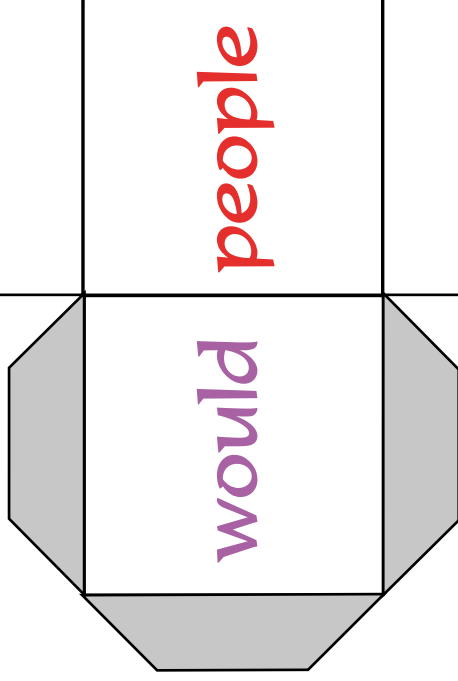
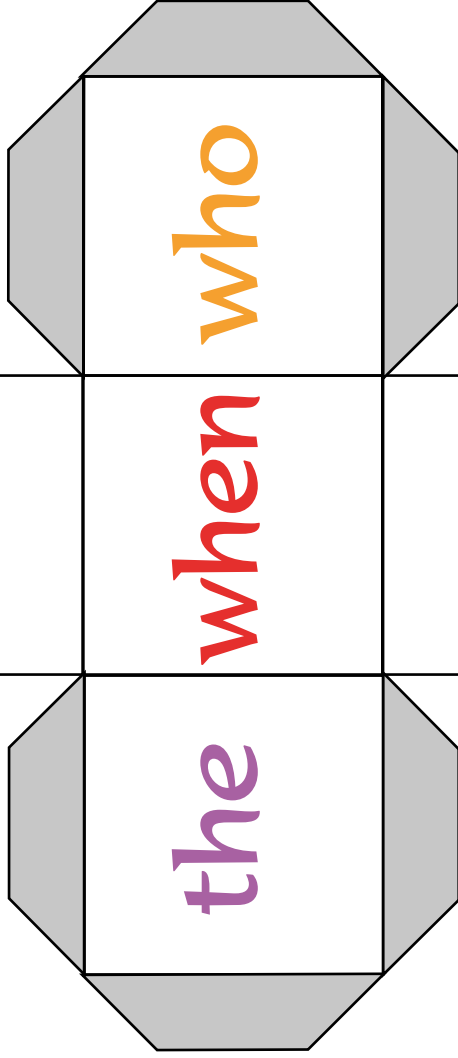

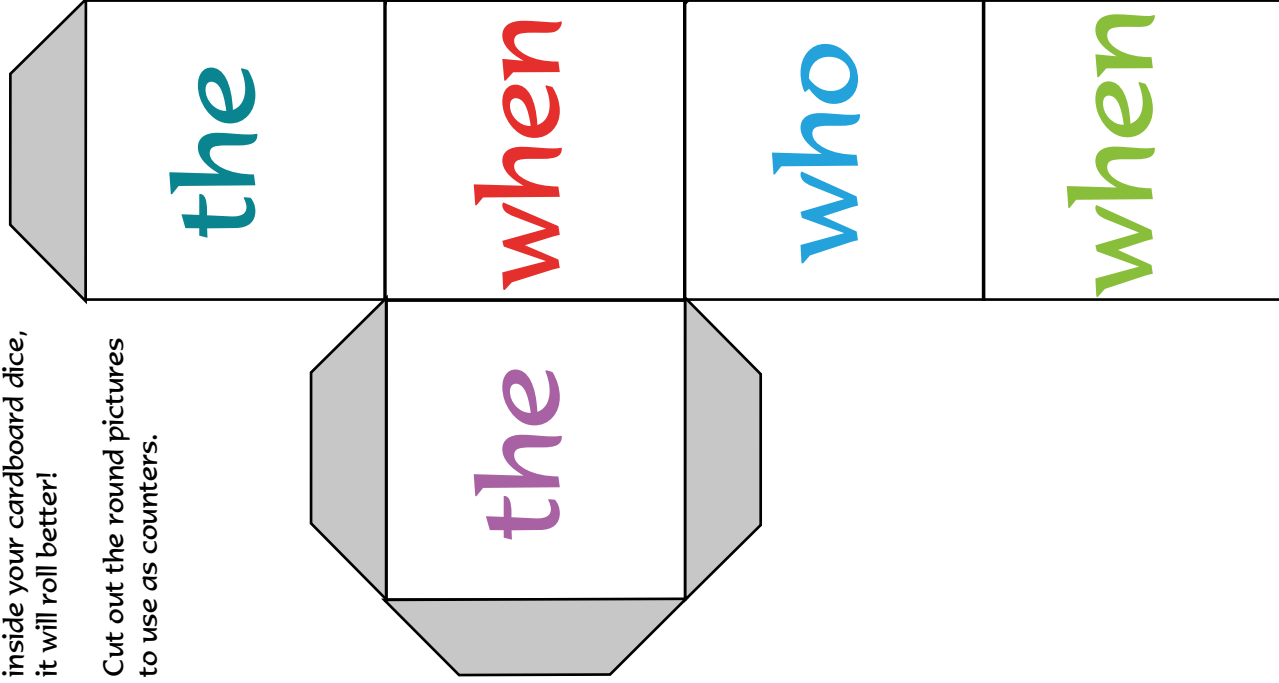
The image shows a word game board with three rows and six columns of colored segments. Each segment contains a number from 1 to 6. The colors of the segments are: Row 1: Red (1), Orange (2), Yellow (3), Green (4), Blue (5), Purple (6). Row 2: Red (1), Orange (2), Yellow (3), Green (4), Blue (5), Purple (6). Row 3: Red (1), Orange (2), Yellow (3), Green (4), Blue (5), Purple (6). Illustrations include a monkey, a bird, a squirrel, bananas, worms, and acorns.

Frequent Words Game - Dice & Counters

You can use these templates to make your own sound-enabled dice,
or you can stick the squares onto a large plastic dice.

If you place a ball of cotton wool
inside your cardboard dice,
it will roll better!



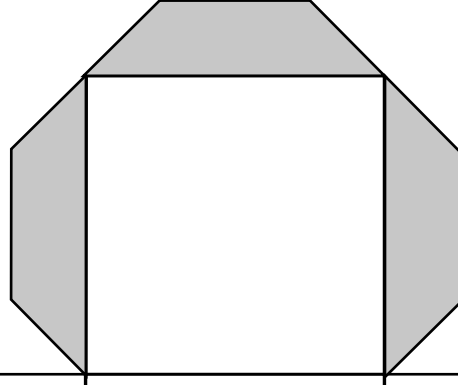
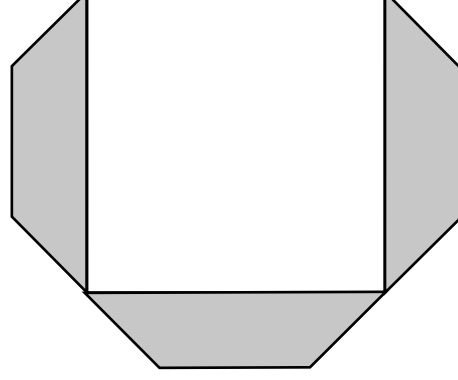
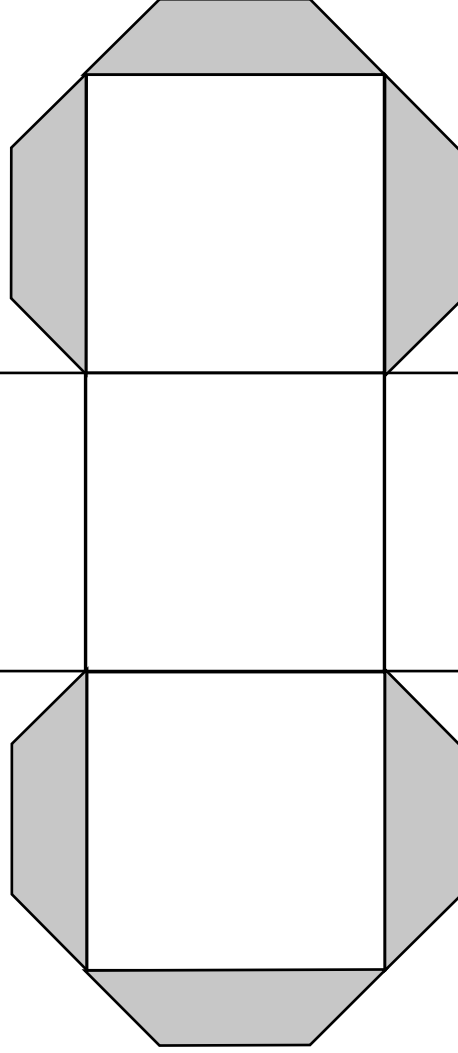
Cut out the round pictures
to use as counters.



Frequent Words Game - Dice & Counters

You can use these templates to make your own sound-enabled dice, or you can stick the squares onto a large plastic dice. If you place a ball of cotton wool inside your cardboard dice, it will roll better!

Cut out the round pictures to use as counters.



where

people

would

who

when

the



Frequent Words Game - cards / make your own

© 2011 Mantra Lingua: all rights reserved. No copying without permission www.mantralingua.com
(Cut out and make into cards.)

