

Ancient Greek Farming



In Ancient Greece many people grew their own crops, because the mountains that separated the cities made it difficult to trade food with others. This activity introduces students to the problems farmers faced through the changing seasons in the attempt to keep their pantries well-stocked.

Suitable for students aged 9+

Learning Outcome: Students will have developed their understanding of life at the time of the Ancient Greeks, particularly the problems faced by farmers.

Copyright © 2012 All rights reserved

Only those schools and learning institutions who have subscribed (as defined by records and certificate) are allowed to print out this content.

Please visit www.mantralingua.com or email collaborate@mantralingua.com to subscribe.

Ancient Greek Farming

Developed by Susan Hart and Stuart Scott, Thomas Tallis School, Greenwich
Illustrated by Peter Bennett

Theme: Greek Agriculture
Age range: 8+

Context:










In Ancient Greece many people grew their own crops, because the mountains that separated the cities made it difficult to trade food with others. This activity introduces students to the problems farmers faced through the changing seasons in the attempt to keep their pantries well-stocked. If you develop your own activities around this theme please share them by sending them to the address below.

Preparation:

Print out the A4 sheets. If possible, laminate the Pantry Cards. Cover the sheets of Instructions, Item Cards and Season Cards with "clear PVC self-adhesive book cover film" and then cut them up along the dotted lines. Make up the paper fortune tellers (called Apollo's Oracles in this game) by following the instructions on the next page.

HOW TO PLAY:

This is a game for 4 players.
Each player has a Pantry Card and a Season Card.
Make piles of the different Item Cards facing up.
Each player should place the following Item Cards on their Pantry Card

	6 pots of barley		5 leeks		5 bottles of olive oil
	6 figs		1 jug of wine		1 pot of raisins
	1 box of honeycomb		2 cheeses		1 pot of beans

Start with Autumn. The player with the Autumn Season Card reads out the information, and tells all the players which Item Cards to add and which to remove from their Pantry Card.
Then every player takes a turn on the Autumn Apollo's Oracle (To make these up, see separate instructions). First, the player chooses any number between 1 and 10. Next, depending on where the Oracle opens, they will choose a letter between A and D, or between E and H. The flap is then lifted and the fortune read out. Players add or take away from their pantries accordingly.

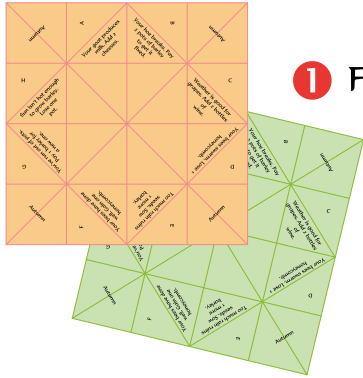
Follow these instructions for Winter, Spring and then Summer. When you have arrived back at Autumn, count your stores and discover whether you had a good year or a bad one.

Learning Outcomes: Students will have developed their understanding of life at the time of the Ancient Greeks, particularly the problems faced by farmers. If you have found further learning outcomes please share them by emailing collaborate@mantralingua.com.

Mantra Lingua Ltd, Global House, 303 Ballards Lane, London N12 8NP 0044 (0) 208 445 5123


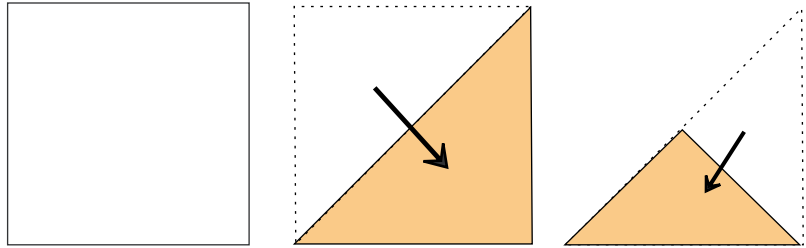
(You can purchase a professionally printed, sound-enabled version of this activity with pre-cut cards from www.mantralingua.com. Students can use TalkingPEN to record and re-record aurally onto the pages and cards. Recordings can be saved and used for assessment, or shared with other classes and schools via "ShareLINK".)

Apollo's Oracle: Assembly Instructions

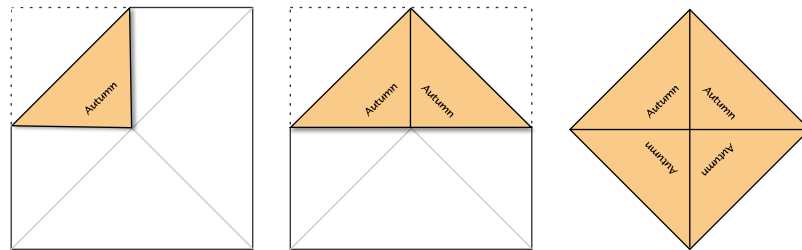


1 First, cut out the squares along the dotted lines.

2 Start with the square colour side down. Then fold it in half diagonally, and then in half again.

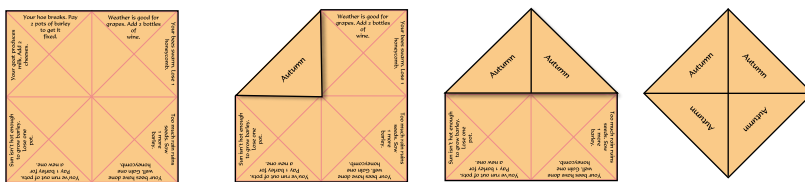


3 Open it up so you can see the folds and place it colour-side down again.

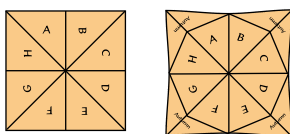


4 Fold each corner into the centre as shown above.

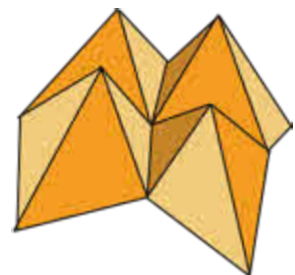
5 Flip the paper around again, and repeat step 4.



6 Flip the paper once more, and pull out the four corners from underneath, where the season is written. You should now have four pockets where you can place your fingers and you will be able to move the four parts around.



This is your finished Apollo's Oracle.












Player 1 Instruction Card

This is a game for 4 players. Each player has:

- A Pantry Card
- A Season Card

Each player should place the following Item Cards on their Pantry Card:

 6 pots of barley	 5 leeks	 5 bottles of olive oil
 6 figs	 1 jug of wine	 1 pot of raisins
 1 box of honeycomb	 2 cheeses	 1 pot of beans

The player with the "Autumn" Season Card reads out the card, and tells all the players which Item Cards to add and take away from their Pantry Cards.

Then every player takes a turn on the "Autumn" Apollo's Oracle. First, the player chooses any number between 1 and 10. Next, depending on where the Oracle opens, they will chose a letter between A and D, or between E and H. The flap is then lifted and the fortune read out. Players add or take away from their pantries accordingly.










Follow these instructions for Winter, Spring and then Summer. When you have arrived back at Autumn, count your stores and discover whether you had a good year or a bad one.

Player 2 Instruction Card

This is a game for 4 players. Each player has:

- A Pantry Card
- A Season Card

Each player should place the following Item Cards on their Pantry Card:

 6 pots of barley	 5 leeks	 5 bottles of olive oil
 6 figs	 1 jug of wine	 1 pot of raisins
 1 box of honeycomb	 2 cheeses	 1 pot of beans

The player with the "Autumn" Season Card reads out the card, and tells all the players which Item Cards to add and take away from their Pantry Cards.

Then every player takes a turn on the "Autumn" Apollo's Oracle. First, the player chooses any number between 1 and 10. Next, depending on where the Oracle opens, they will chose a letter between A and D, or between E and H. The flap is then lifted and the fortune read out. Players add or take away from their pantries accordingly.










Follow these instructions for Winter, Spring and then Summer. When you have arrived back at Autumn, count your stores and discover whether you had a good year or a bad one.

Player 3 Instruction Card

This is a game for 4 players. Each player has:

- A Pantry Card
- A Season Card

Each player should place the following Item Cards on their Pantry Card:

 6 pots of barley	 5 leeks	 5 bottles of olive oil
 6 figs	 1 jug of wine	 1 pot of raisins
 1 box of honeycomb	 2 cheeses	 1 pot of beans

The player with the "Autumn" Season Card reads out the card, and tells all the players which Item Cards to add and take away from their Pantry Cards.

Then every player takes a turn on the "Autumn" Apollo's Oracle. First, the player chooses any number between 1 and 10. Next, depending on where the Oracle opens, they will chose a letter between A and D, or between E and H. The flap is then lifted and the fortune read out. Players add or take away from their pantries accordingly.










Follow these instructions for Winter, Spring and then Summer. When you have arrived back at Autumn, count your stores and discover whether you had a good year or a bad one.

Player 4 Instruction Card

This is a game for 4 players. Each player has:

- A Pantry Card
- A Season Card

Each player should place the following Item Cards on their Pantry Card:

 6 pots of barley	 5 leeks	 5 bottles of olive oil
 6 figs	 1 jug of wine	 1 pot of raisins
 1 box of honeycomb	 2 cheeses	 1 pot of beans

The player with the "Autumn" Season Card reads out the card, and tells all the players which Item Cards to add and take away from their Pantry Cards.

Then every player takes a turn on the "Autumn" Apollo's Oracle. First, the player chooses any number between 1 and 10. Next, depending on where the Oracle opens, they will chose a letter between A and D, or between E and H. The flap is then lifted and the fortune read out. Players add or take away from their pantries accordingly.

Follow these instructions for Winter, Spring and then Summer. When you have arrived back at Autumn, count your stores and discover whether you had a good year or a bad one.









AUTUMN

Plough and hoe soil ready for sowing crops. Sow seed, pick nuts, empty hive of honeycombs, pick grapes, squash grapes to make wine, dry grapes to make raisins.

Into Stores	Out of Stores
<ul style="list-style-type: none"> • Add 5 honeycombs • Add 5 pots of nuts • Add 1 cheese • Add 5 bottles of wine • Add 5 pots of raisins 	<ul style="list-style-type: none"> • Use up 1 pot/item of everything to eat • Sow 1 pot of barley • Sow 1 pot of leeks • Sow 1 pot of beans

WINTER

Prune vines and trees, mend tools, repair house, clear fields, go hunting. Goat is not producing milk because it is going to have kids soon. You cannot make cheese.

Into Stores	Out of Stores
<ul style="list-style-type: none"> • Nothing 	<ul style="list-style-type: none"> • Use up 1 pot/item of everything to eat

SPRING

Weed barley, plough soil not being used, look after bees, stop swarms, harvest leeks and beans.
Goat produces kids. Find food growing wild.

Into Stores	Out of Stores
<ul style="list-style-type: none"> • Add 6 pots of beans • Add 6 pots of leeks 	<ul style="list-style-type: none"> • Use up 1 pot/item of everything to eat

SUMMER

Harvest olives, barley, dry figs and squash the olives to make oil.
Goat now produces extra milk.

Into Stores	Out of Stores
<ul style="list-style-type: none"> • Add 5 pots of olive oil • Add 6 pots of barley • Add 5 pots of figs • Add 2 cheeses 	<ul style="list-style-type: none"> • Use up 1 pot/item of everything to eat



barley



barley



barley



barley



barley



barley



barley



barley



barley



barley



barley



barley



barley



barley



barley



barley



barley



barley



barley



barley



barley



barley



barley



barley



barley



barley



barley



barley



barley



barley



barley



barley



barley



barley



barley



barley



barley



barley



barley



barley



barley



barley



barley



barley



barley



barley



barley



barley



barley



barley



barley



barley



leeks



leeks



leeks



leeks



leeks



leeks



leeks



leeks



leeks



leeks



leeks



leeks



leeks



leeks



leeks



leeks



leeks



leeks



leeks



leeks



leeks



leeks



leeks



leeks



leeks



leeks



leeks



leeks



leeks



leeks



leeks




leeks



honeycomb



honeycomb



honeycomb



honeycomb




honeycomb



honeycomb



honeycomb



honeycomb



honeycomb



honeycomb



honeycomb



honeycomb




honeycomb



honeycomb



honeycomb




honeycomb



honeycomb



honeycomb



honeycomb




honeycomb




honeycomb



honeycomb



honeycomb



honeycomb



honeycomb



honeycomb



honeycomb



honeycomb



honeycomb



honeycomb



honeycomb



honeycomb



honeycomb



honeycomb



honeycomb



honeycomb



raisins



raisins



raisins



raisins



raisins



raisins



raisins



raisins



raisins



raisins



raisins



raisins



raisins



raisins



raisins



raisins



raisins



raisins



raisins



raisins



raisins



raisins



raisins



raisins



olive oil



olive oil



olive oil



olive oil



olive oil



olive oil



olive oil



olive oil



olive oil



olive oil



olive oil



olive oil



olive oil



olive oil



olive oil



olive oil



olive oil



olive oil



olive oil



olive oil



olive oil



olive oil



olive oil



olive oil



olive oil



olive oil



olive oil



olive oil



olive oil



olive oil



olive oil



olive oil



beans



beans



beans



beans



beans



beans



beans



beans



beans



beans



beans



beans



beans



beans



beans



beans



beans



beans



beans



beans



beans



beans



beans



beans



beans



beans



beans



beans



beans



beans



beans



beans



beans



beans



beans



beans



bird meat







bird meat






bird meat



bird meat







wine



wine



wine



wine



wine



wine



wine



wine



wine



wine



wine



wine



wine



wine



wine



wine



fish



fish



fish



fish



fish



fish



fish



fish



nuts



nuts



nuts



nuts



nuts



nuts



nuts



nuts



nuts



nuts



nuts



nuts



nuts



nuts



nuts



nuts



nuts



nuts



nuts



nuts



nuts



nuts



nuts



nuts

Apollo's Oracle

Winter

Winter	A You need a new grindstone. Pay 1 pot of everything.	B You catch some birds. Store them in oil. Add 1 bird meat.	Winter
H			C Weather is fine. Go fishing. Add 2 fish.
G	Your barley seed does not come up. plant one pot again.		D Heavy rain spoils your barley seed. pot.
Winter	F Snow in mountains destroys barley 1 pot.	E You go hunting & catch a wild goat. Add 2 goat pots.	Winter

Apollo's Oracle

Autumn

Autumn	A Your goat produces milk. Add 2 cheeses.	B Your hoe breaks. Pay 2 pots of barley to get it fixed.	Autumn
H	Sun isn't hot enough to grow barley. Lose one pot.		C Weather is good for grapes. Add 2 bottles of wine.
G	You've run out of pots. pay 1 barley for a new one.		D Your bees swarm. Lose 1 honeycomb.
Autumn	F Your bees have done well. Gain one honeycomb.	E Too much rain ruins seeds. Sow 1 more barley.	Autumn

Apollo's Oracle

Summer

Summer	A Your olive press breaks. Lose one bottle of olive oil.	B You did not weed barley well. Lose 2 pots.	Summer
H You pruned your figs well. Add 1 pot of figs.			C The sun has made your olives plump. Gain 1 bottle of olive oil.
G Good weather. You get a big barley crop. Add 2 pots of barley.			D A plague of insects ruins your olive crop. Lose 2 olive oils.
Summer	F Your ox dies. You can't thresh barley. Lose 1 pot.	E You catch an octopus and sell it for 2 pots of barley.	Summer

Apollo's Oracle

Spring

Spring	A Spring is early. Crop is good. Add 1 pot of beans.	B Spring is late. Bad bean crop. Lose 1 pot of beans.	Spring
H Pay 1 pot of anything to buy a new sickle for harvest.			C Rain stops beans from drying. Lose 1 pot.
G Your goat produces triplets. Add 2 cheeses.			D Go on raid. Bring back 2 bottles of wine.
Spring	F You smash 1 bottle of wine. Lose it.	E Wenai's get in your stores. Lose 1 pot of food.	Spring