

# Perfect Paint Palette



Mixing paint to get the right colours in the right quantity is a fun way for pupils to practise ratios. We have used the styles of various famous artists as well as giving pupils the opportunity to mix the paint for their own masterpiece. A great combination of Maths and Art.

Suitable for pupils aged 6+

**Learning Outcomes:** Pupils will be able to work out the ratio of colours that are needed to make a specific colour.

Copyright © 2012 All rights reserved

Only those schools and learning institutions who have subscribed (as defined by records and certificate) are allowed to print out this content.

Please visit [www.mantralingua.com](http://www.mantralingua.com) or email [collaborate@mantralingua.com](mailto:collaborate@mantralingua.com) to subscribe.

# Perfect Paint Palette

Developed by Judith Evans and Steve Cooke  
Illustrated by Peter Bennett

**Theme: Ratios**

**Age range: 7+**

**Context:**

Mixing paint to get the right colours in the right quantity is a fun way for pupils to practise ratios. We have used the styles of various famous artists as a starting point and at the end pupils can make their own masterpieces. A great combination of Maths and Art.

If you make your own version please send it to the address below.

**Preparation:**

Print out the A4 sheets.

If possible cover the pages of the cards with 'clear pvc self adhesive film'. Then cut out and make into cards.

**HOW TO PLAY:**

Pupils can work in pairs.

Give each pair a Mixing Guide and a Masterpiece Card.

Pupils decide how much of each paint they want for their picture and write the quantity on the Answer sheet.

When they have finished with one Masterpiece they can collect another until they have a full set of paintings.

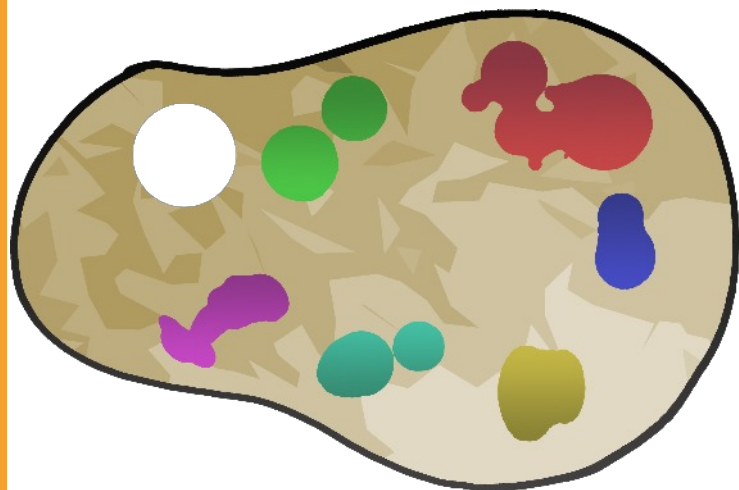
**Learning Outcomes:**

Pupils will be able to work out the ratio of colours that are needed to make a specific colour.

If you have found further learning outcomes please share them by emailing [collaborate@mantralingua.com](mailto:collaborate@mantralingua.com).

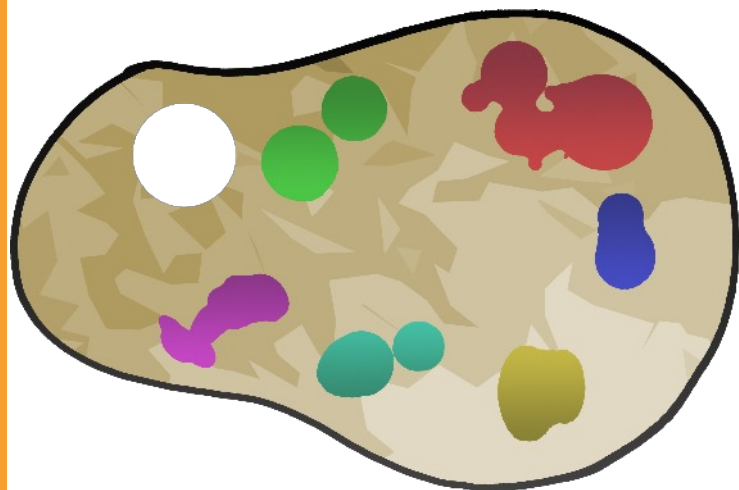
Mantra Lingua Ltd, Global House, 303 Ballards Lane, London N12 8NP 0044 (0) 208 445 5123

(You can purchase a professionally printed, sound-enabled version of this activity with pre-cut cards from [www.mantralingua.com](http://www.mantralingua.com). Students can use PENpal to record and re-record aurally onto the pages and cards. Recordings can be saved and used for assessment, or shared with other classes and schools via "ShareLINK".)



## Guide to Perfect Colour Mixing

Colour	parts red	parts yellow	parts blue	parts white
sea green	0	3	3	2
forest green	0	2	5	1
deep purple	2	0	6	1
vibrant violet	3	0	4	3
sunny orange	5	4	0	3
burnt orange	4	2	0	0
autumn brown	3	3	1	1
apple green	0	4	1	1



## Guide to Perfect Colour Mixing

Colour	parts red	parts yellow	parts blue	parts white
sea green	0	3	3	2
forest green	0	2	5	1
deep purple	2	0	6	1
vibrant violet	3	0	4	3
sunny orange	5	4	0	3
burnt orange	4	2	0	0
autumn brown	3	3	1	1
apple green	0	4	1	1



## Masterpiece 1

Your teacher has asked you to paint on a large canvas a picture of the ocean in the style of Pablo Picasso. You need 8 litres of **sea green**. Work out how many parts red, yellow, blue and white you will need.




## Masterpiece 2

Your teacher has asked you to decorate the wall of your local library with the picture of a lavender field in the style of Claude Monet. You need 14 litres of **forest green** and 26 litres of **deep purple**. Work out how many parts red, yellow, blue and white you will need.

## Masterpiece 3

Your teacher has asked you to paint on a very large canvas the picture of an African elephant in the style of Salvador Dali. You need 36 litres of **burnt orange**. Work out how many parts red, yellow, blue and white you will need.



## Masterpiece 4

Your teacher has asked you to paint on a very large canvas the picture of a friend in the style of Leonardo Da Vinci. You need 40 litres of **autumn brown**. Work out how many parts red, yellow, blue and white you will need.



## Masterpiece 5

Your teacher has asked you to paint on a large canvas some violet flowers in the style of Vincent Van Gogh. You need 5 litres of **vibrant violet**. Work out how many parts red, yellow, blue and white you will need.



## Masterpiece 6

Your teacher has asked you to paint on a large canvas the picture of a tin of soup in the style of Andy Warhol. You need 6 litres of **sunny orange** and 4 litres of **sea green**. Work out how many parts red, yellow, blue and white you will need.

## Masterpiece 7

Your teacher has asked you to decorate the wall of the classroom with a picture of a dancer in the style of Henri Matisse. You need 24 litres of **sea green**. Work out how many parts red, yellow, blue and white you will need.



## Masterpiece 8

Your teacher has asked you to decorate the wall of the classroom with a picture of a purple lily in the style of Georgia O'Keeffe. You need 30 litres of **vibrant violet**. Work out how many parts red, yellow, blue and white you will need.




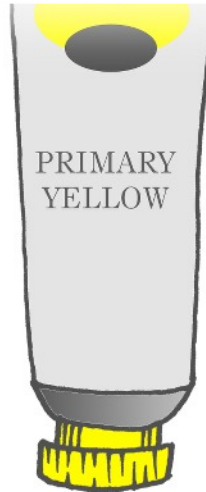

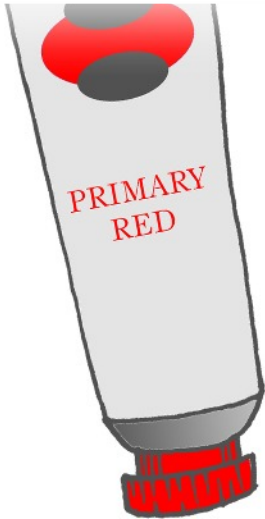
## Masterpiece 9

1. Your local council has asked you to paint a mural of a tree on the wall of the local library. Before you paint the picture on the wall, you have to draw it on paper first.
2. The style of mural should be in the style of one of the artists mentioned in the previous masterpieces.
3. You can use more than one colour but one of the colours you use should be from the colours on the guide. When you create this picture you will need 9 litres of your chosen colour.

## Masterpiece 10

1. Your headmaster has asked you to paint a large canvas of your best friend. Before you paint on the canvas, you have to draw it on paper first.
2. The style of your canvas should be in the style of one of the artists mentioned in the previous masterpieces.
3. You can use more than one colour but one of the colours you use should be from the colours on the guide. When you create this picture you will need 9 litres of your chosen colour.

Masterpiece.....



How many parts red?

How many parts blue?

How many parts yellow?

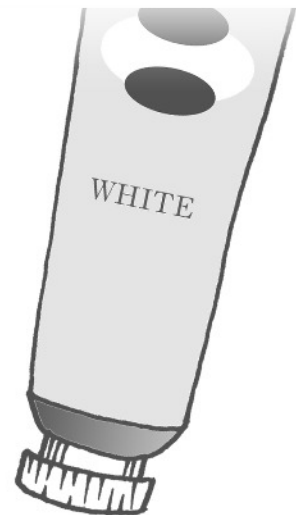
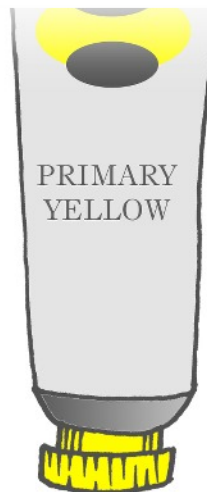

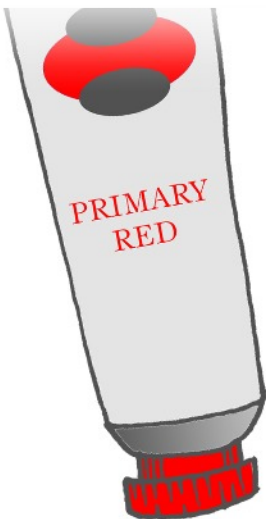
How many parts white?

..... : ..... : ..... : .....

Total parts?

.....

Masterpiece.....



How many parts red?

How many parts blue?

How many parts yellow?


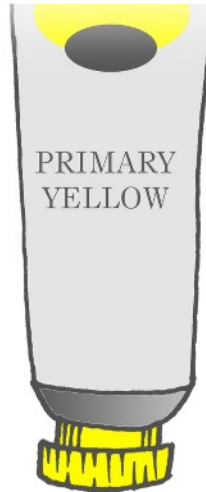

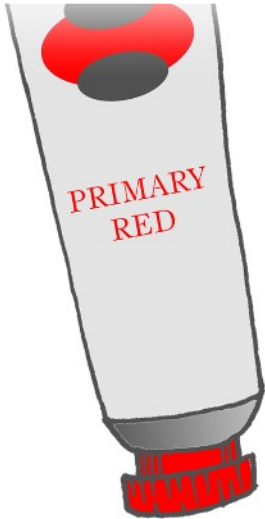
How many parts white?

..... : ..... : ..... : .....

Total parts?

.....

Masterpiece.....



How many parts red?

How many parts blue?

How many parts yellow?

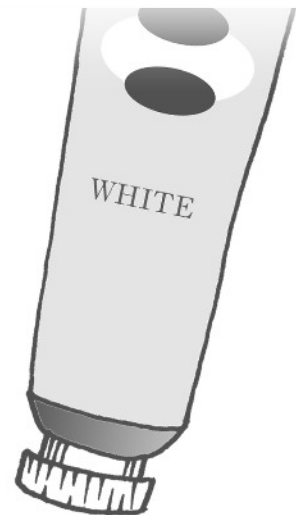
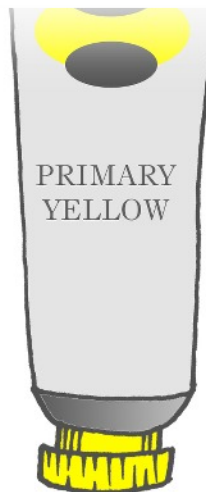

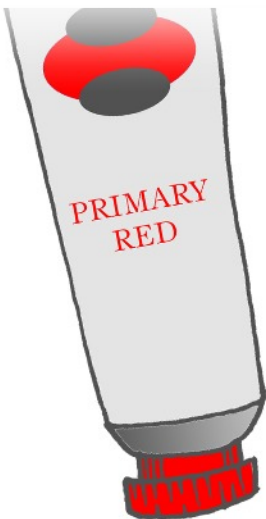
How many parts white?

..... : ..... : ..... : .....

Total parts?

.....

Masterpiece.....



How many parts red?

How many parts blue?

How many parts yellow?

How many parts white?


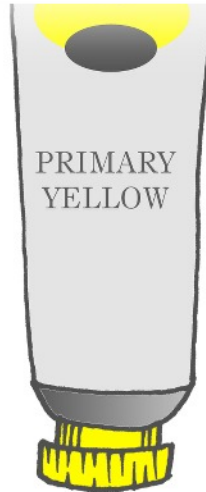

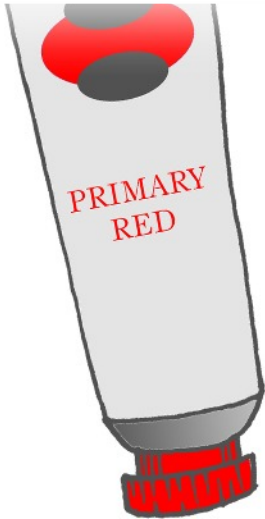
..... : ..... : ..... : .....

Total parts?

.....



Masterpiece.....



How many parts red?

How many parts blue?

How many parts yellow?

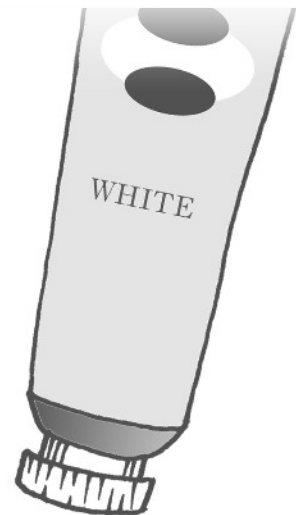
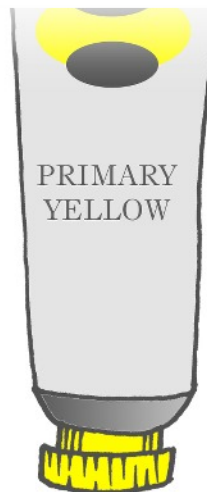

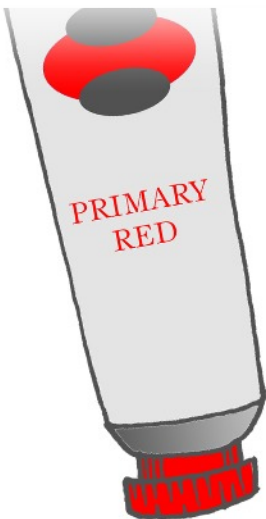
How many parts white?

..... : ..... : ..... : .....

Total parts?

.....

Masterpiece.....



How many parts red?

How many parts blue?

How many parts yellow?


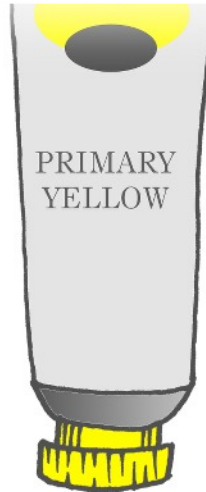

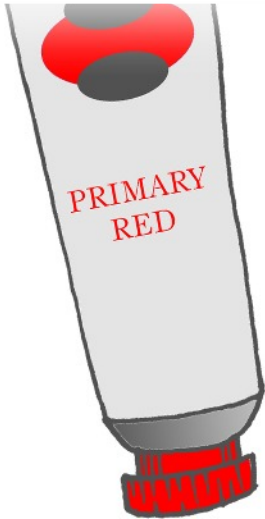
How many parts white?

..... : ..... : ..... : .....

Total parts?

.....

Masterpiece.....



How many parts red?

How many parts blue?

How many parts yellow?

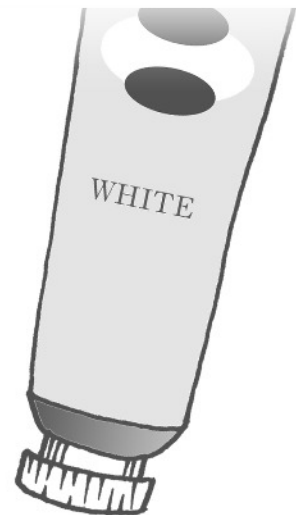
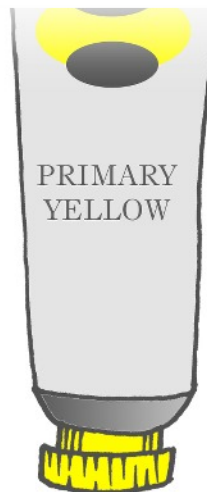

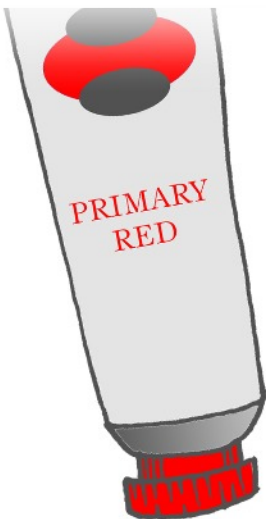
How many parts white?

..... : ..... : ..... : .....

Total parts?

.....

Masterpiece.....



How many parts red?

How many parts blue?

How many parts yellow?

How many parts white?

..... : ..... : ..... : .....

Total parts?

.....