

Planets Talk

Connect Four



My name is
Mars

I am smaller
than the Earth

I am covered
with red sand



My name is
Earth

I have one moon

I am covered
with water

Planets hold a fascination for many students. We have built on this interest by introducing some simple facts about the planets in our solar system, in a context that will improve cooperation, speaking and listening skills.

Suitable for students aged 5+

Learning Outcome: Students will be able to name the planets and will have gained knowledge of some of their basic characteristics.

Copyright © 2012 All rights reserved

Only those schools and learning institutions who have subscribed (as defined by records and certificate) are allowed to print out this content.

Please visit www.mantralingua.com or email collaborate@mantralingua.com to subscribe.

Planets Talk

Connect Four

Developed by Steve Cooke
Illustrations from Mantra Lingua's Bilingual Talking Dictionary

Theme: Planets

Age range: 5+

Context:

Planets hold a fascination for many students. We have built on this interest by introducing some simple facts about the planets in our solar system, in a context that will improve cooperation, speaking and listening skills.

Preparation:

Print out the A4 sheets.

Cover the pages of Planet Cards and Information Cards with 'clear pvc self adhesive book cover film'. Then cut out along the dotted lines.

HOW TO PLAY:

This game can be played with as many players or pairs as there are Information Cards. Spread the Planet Cards around the room, either on the walls or on nine tables. Each player/pair receives an Information Card. They have to decide which planet the information belongs to, and go to that planet. In some cases there is only one place to go, in other cases there may be a choice. There can be more than one player/pair at each planet, but all the cards have to be different. If two players/pairs have the same card, the second player/pair has to find another planet to visit. You may want to hand out the cards randomly or deal them to particular students depending on their knowledge and cooperative skills. When everyone has found their place they take turns to read out their information to the rest of the class. This can be entered on a wall-sized grid like the one provided here. We have also provided a blank template in case you wish to add your own Information Cards.

Learning Outcomes:

Students will be able to name the planets and will have gained knowledge of some of their basic characteristics. If you have found further learning outcomes please share them by emailing collaborate@mantralingua.com.

Mantra Lingua Ltd, Global House, 303 Ballards Lane, London N12 8NP 0044 (o) 208 445 5123

(You can purchase a professionally printed, sound-enabled version of this activity with pre-cut cards from www.mantralingua.com. Students can use TalkingPEN to record and re-record aurally onto the pages and cards. Recordings can be saved and used for assessment, or shared with other classes and schools via "ShareLINK".)



My name is
Jupiter



My name is
Earth



My name is
Saturn



My name is
Mars



My name is
Venus



My name is
Mercury



My name is
Neptune



My name is
Uranus



My name is
Pluto

I'm nearest
to the Sun

I am bigger
than the Earth

I am covered
with red sand

I am a cold planet

I am smaller
than the Earth

I have a lot
of moons

I am a hot planet

I am covered
with water

I have one moon

I'm nearest
to the Sun

I am bigger
than the Earth

I have rings of
dust around me

I am smaller
than the Earth

I am furthest
from the sun

I am the
biggest planet

I am a cold planet

I change orbits
with Pluto











"Planets Talk" - information cards

© 2012 Mantra Lingua: all rights reserved. No copying without permission www.mantralingua.com
Cut along the dotted lines and make into cards)













Planets Talk - grid

© 2012 Mantra Lingua: all rights reserved. No copying without permission www.mantralingua.com
 (This is the top sheet of the grid - cut off the strip along the dotted line, glue to the bottom sheet, mount or laminate)

	 Mercury	 Venus	 Earth	 Mars	 Jupiter	 Saturn	 Uranus	 Neptune	 Pluto
Bigger than the Earth					Yes	Yes	Yes	Yes	
Smaller than the Earth	Yes	Yes		Yes					Yes
Covered with cloud of gas		Yes							
Nearest to the Sun	Yes								
Furthest from the Sun									Yes
Is a hot planet	Yes	Yes							

Planets Talk - grid

© 2012 Mantra Lingua: all rights reserved. No copying without permission www.mantralingua.com
 (This is the top sheet of the grid - cut off the strip along the dotted line, glue to the bottom sheet, mount or laminate)

	Bigger than the Earth	Smaller than the Earth	Covered with cloud of gas	Nearest to the Sun	Furthest from the Sun	Is a hot planet
 Mercury						
 Venus						
 Earth						
 Mars						
 Jupiter						
 Saturn						
 Uranus						
 Neptune						
 Pluto						

