

Four in a Row

Adding & Subtracting



Touch arrow to begin,
then i for information





$$9 + 3$$

$$4 + 2$$

$$10 - 6$$

$$7 + 4$$

$$8 + 1$$

1	15	8	13	0	7
9	2	18	5	8	10
11		9	3	12	4
10	4	7	10	19	10
2	0	14	1	5	17
10	8	6	16		6



$$10 - 0$$

Four in a Row is a fun way for pupils to practise their mental arithmetic either by adding or subtracting numbers while playing Connect Four.

Suitable for pupils aged 5+

The Learning Outcome will be that pupils will be able to add and subtract simple numbers in their head without use of calculators.

Copyright © 2011 All rights reserved

Only those schools and learning institutions who have subscribed (as defined by records and certificate) are allowed to print out this content.

Please visit www.mantralingua.com or email collaborate@mantralingua.com to subscribe.

Four in a Row



Touch arrow to begin,
then i for information

Developed by Susan Jaine with additional boards from
Alison Mott, Rendell School, Loughborough

Theme: Adding

Age range: 5+

Context:

Four in a Row is a fun way for pupils to practise their mental arithmetic either by adding or subtracting numbers while playing Connect Four.

To vary the activity it can be played speaking the numbers in different languages or using different number systems.

Preparation:

Print out the A4 sheet/s.

Laminate the four boards and cover the pages of the fruit and vegetable cards with 'clear pvc self adhesive film'. Then cut out the squares to make the team cards.

HOW TO PLAY:

You need four players, one game board from the four provided, and two sets of cards (fruit and vegetable).

Work with a partner to make a team of two.

Players choose their team cards, either fruit or vegetables.

Then choose which game board you want to work on.

Each board has its own instructions.

When the players have either added or subtracted the numbers, they then place their team card on the number they think is the right answer.

Everyone has to agree that the card is in the right place.

The first team to get four in a row either vertically, horizontally or diagonally wins, but don't forget you can block the opponents too!

Learning Outcomes:

Pupils will be able to add and subtract simple numbers in their head without use of calculators. If you have found further learning outcomes please share them by emailing collaborate@mantralingua.com, quoting MathsFR01.0

Mantra Lingua Ltd, Global House, 303 Ballards Lane, London N12 8NP 0044 (0) 208 445 5123

(You can purchase a professionally printed, sound-enabled version of this activity with pre-cut cards from www.mantralingua.com. Students can use PENpal to record and re-record aurally onto the pages and cards. Recordings can be saved and used for assessment, or shared with other classes and schools via "ShareLINK".)

Four in a Row - Game Board 1

© 2011 Mantra Lingua: all rights reserved. No copying without permission www.mantralingua.com
(This is the left hand sheet of the game board - glue to right hand sheet, mount or laminate.)

21

15

9

20

37

28

22

26

19

17

33

13

30

12

38

16

29

4

25

24

8

36

14

18

27

Take turns to choose two numbers from the box and add them together.

Place your counter on the resulting number on the grid.

The first player to get four in a row on the grid is the winner.

+

0

8

16

20

11

4

13

17

5

9

Four in a Row - Addition - Game 2

© 2011 Mantra Lingua: all rights reserved. No copying without permission www.mantralingua.com
(This is the left hand sheet of the game board - glue to right hand sheet, mount or laminate.)

7

10

4

10

0

8

12

19

13

5

3

10

8

18

9

7

15

2

3

4

1

9

11

10

2	0	14	1	5	17
10	8	6	16	10	6

Take turns to choose two numbers from the box and add them together.
Place your counter on the resulting number on the grid.
The first player to get four in a row on the grid is the winner.

+	9	3	2	1	5
8	7	4	10	6	0

Four in a Row - Subtraction - Game 3

© 2011 Mantra Lingua: all rights reserved. No copying without permission www.mantralingua.com
(This is the left hand sheet of the game board - glue to right hand sheet, mount or laminate.)

5

4

2

3

6

3

10

5

7

2

4

7

8

1

9

6

9

8

2


7

10

0

5

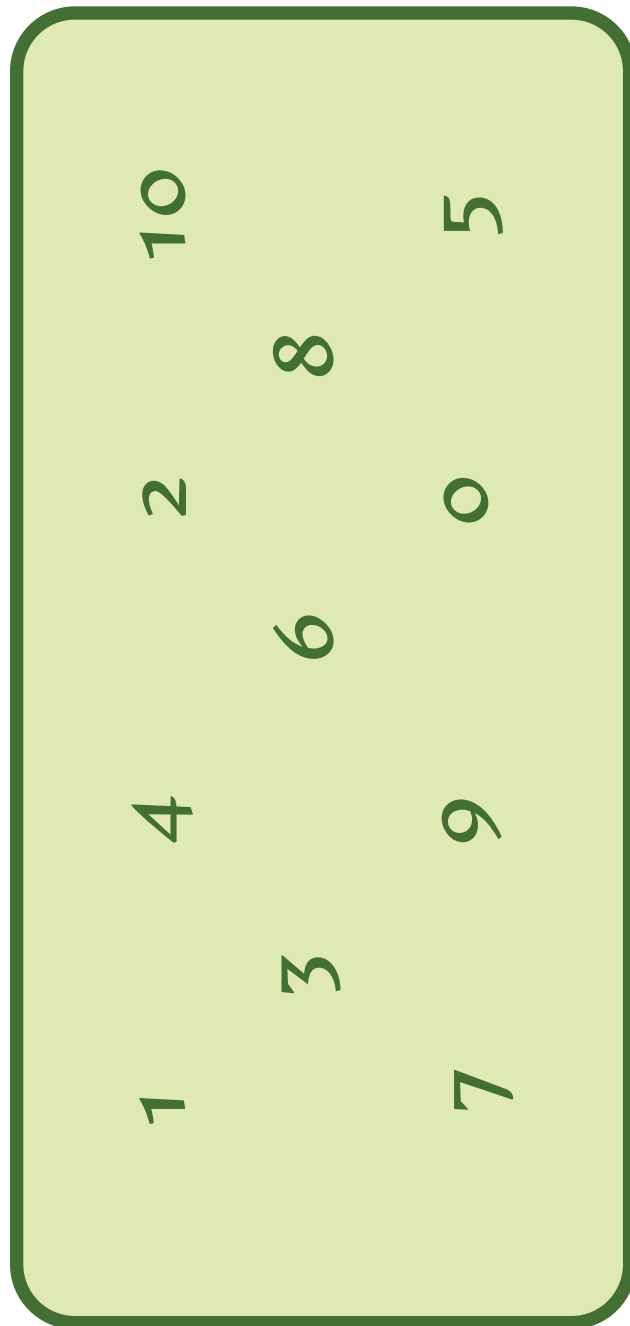
4



Take turns to choose a number from the big box and subtract it from the number in the small box.

Place your counter on the resulting number on the grid.

The first player to get four in a row on the grid is the winner.



Four in a Row - Subtraction - Game 4

© 2011 Mantra Lingua: all rights reserved. No copying without permission www.mantralingua.com
(This is the left hand sheet of the game board - glue to right hand sheet, mount or laminate.)

8

9

5

11

5

7

6

10

4

10

20

2

6

9

8

3

2

8

6

11

20

7

7

3

4	5	10	9	8	7
6	7	4	3	2	1

Take turns to choose a number from the big box and subtract it from the number in the small box.

Place your counter on the resulting number on the grid.


The first player to get four in a row on the grid is the winner.

20 -

18	15	14	17
13	12	9	
16	11	19	0


Four in a Row - Counters

© 2011 Mantra Lingua: all rights reserved. No copying without permission www.mantralingua.com
(Cut along the black dotted line to make 24 counters)



Four in a Row - Counters

© 2011 Mantra Lingua: all rights reserved. No copying without permission www.mantralingua.com
(Cut along the black dotted line to make 24 counters)



Four in a Row - Counters

© 2011 Mantra Lingua: all rights reserved. No copying without permission www.mantralingua.com
(Cut along the black dotted line to make 24 counters)

