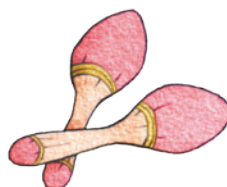
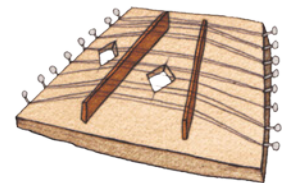
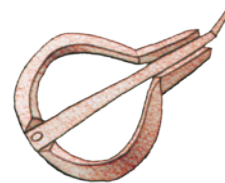
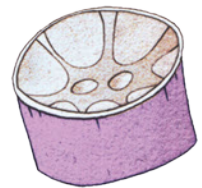
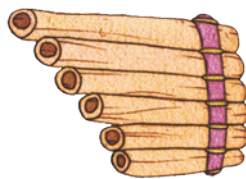
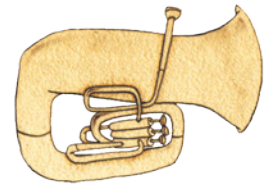
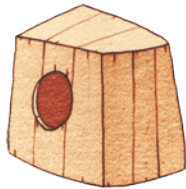


# Musical Instruments

## Connect Four Game



Encourage pupils to learn the names of a variety of musical instruments from various cultures around the world.

Suitable for pupils aged 5+

The Learning Outcome will be that pupils will be able to name the various instruments and how they are played.

Copyright © 2011 All rights reserved

Only those schools and learning institutions who have subscribed (as defined by records and certificate) are allowed to print out this content.

Please visit [www.mantralingua.com](http://www.mantralingua.com) or email [collaborate@mantralingua.com](mailto:collaborate@mantralingua.com) to subscribe.

# Musical Instruments

## Connect Four Game



Touch arrow to begin,  
then i for information

Developed by Steve Cooke, Adapted by Dot Lee in Bristol  
Illustrated by Michael Levett

**Theme: Instruments**

**Age range: 5+**

### Context:

For this game we have taken a variety of musical instruments from various cultures around the world. If you wish to use other instruments you will need to add and replace cards. If you add a different set of musical instruments please send them to the address below so we can add them to our library.

### Preparation:

Print out the A4 sheets.

If possible, laminate the game board and cover the instrument pages with 'clear pvc self adhesive film'. Then cut out the squares to make 'instrument' cards.

We have left some of the squares blank for you to add your own instruments.

### HOW TO PLAY CONNECT FOUR:

You need four people, one baseboard and two sets of cards (different colour borders).

Work with a partner to make a team of two.

Shuffle your team cards and place them in a pile face down.

Take turns to turn over your top card and decide where to put it on the board. Everyone has to agree that the card fits the picture.

The team with the first four cards in a line either vertically, horizontally or diagonally wins.

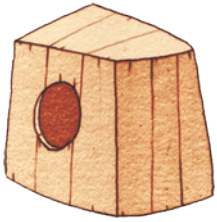
Try to build the connections, but don't forget you can block the opponents too!

### Learning Outcomes:

Pupils will be able to name the various instruments and how they are played. If you have found further learning outcomes please share them by emailing [collaborate@mantralingua.com](mailto:collaborate@mantralingua.com), quoting MIHPo1.0

Mantra Lingua Ltd, Global House, 303 Ballards Lane, London N12 8NP 0044 (o) 208 445 5123

(You can purchase a professionally printed, sound-enabled version of this activity with pre-cut cards from [www.mantralingua.com](http://www.mantralingua.com). Students can use PENpal to record and re-record aurally onto the pages and cards. Recordings can be saved and used for assessment, or shared with other classes and schools via "ShareLINK".)



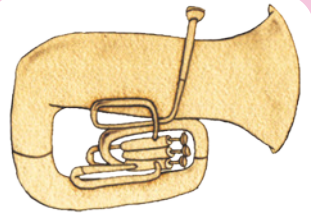
cajon drum



bag pipes



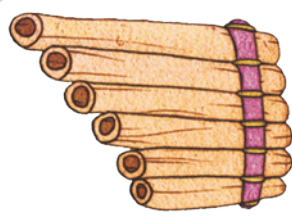
accordion



tuba



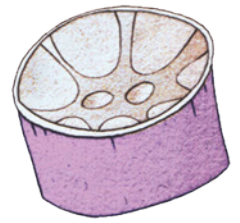
piano



pan pipes




trumpet



steel pan



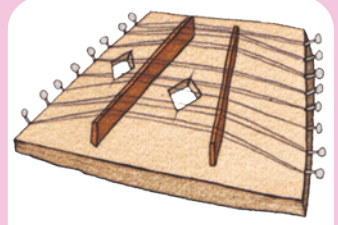
banjo




serpent



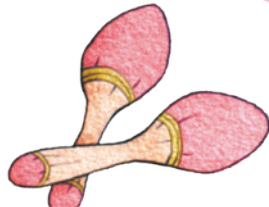
Jews harp



dulcimer



trombone



maracas



alpen horn



french horn



clarinet



castanet




sleighbells



xylophone



harp




harmonica



drum



handbell



didgeridoo



sitar



triangle

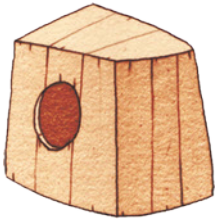


recorder



violin





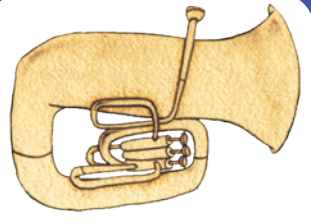
cajon drum



bag pipes



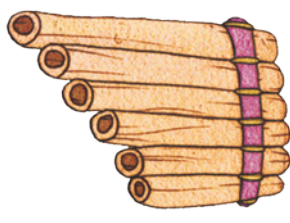
accordion



tuba



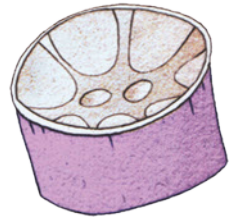
piano



pan pipes




trumpet



steel pan



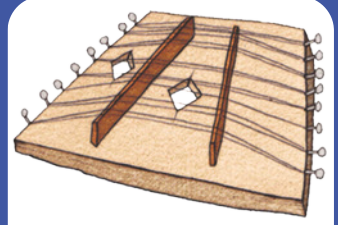
banjo



serpent



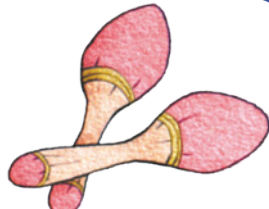
Jews harp



dulcimer



trombone



maracas



alpen horn



french horn



clarinet



castanet




sleighbells



xylophone



harp




harmonica



drum



handbell



didgeridoo



sitar


















triangle



recorder



violin



# Connect Four

you  
**pluck**  
it

you  
**blow**  
it

you  
**strike**  
it

you  
**pluck**  
it

you  
**blow**  
it

you  
**strike**  
it

you  
**pluck**  
it

you  
**blow**  
it

you  
**strike**  
it

you  
**pluck**  
it

you  
**blow**  
it

you  
**strike**  
it

you  
**pluck**  
it

you  
**blow**  
it

you  
**stroke**  
it

# Four Board

you  
**shake**  
it

you  
**stroke**  
it

you  
**pluck**  
it

you  
**shake**  
it

you  
**stroke**  
it

you  
**pluck**  
it

you  
**shake**  
it

you  
**squeeze**  
it

you  
**strike**  
it

you  
**shake**  
it

you  
**squeeze**  
it

you  
**pluck**  
it

you  
**stroke**  
it

you  
**squeeze**  
it

you  
**pluck**  
it