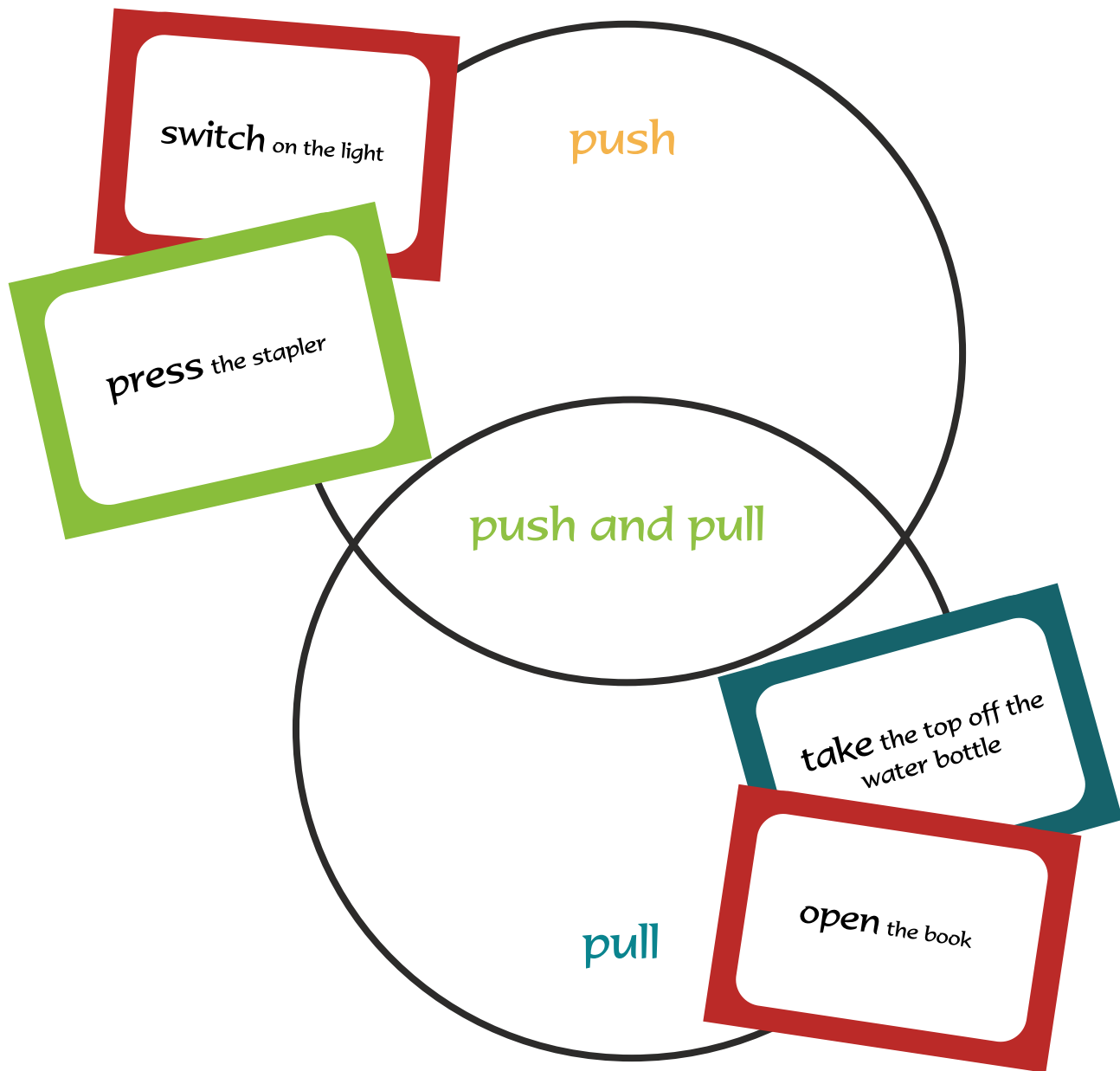


# Push, pull or push and pull



Identifying and classifying are important parts of all the sciences and here we have devised a fun way for younger pupils to start learning these processes.

Suitable for pupils aged 5+

The Learning Outcome will be that pupils will be able to identify which kind of force is used for various activities.

Copyright © 2011 All rights reserved

Only those schools and learning institutions who have subscribed (as defined by records and certificate) are allowed to print out this content.

Please visit [www.mantralingua.com](http://www.mantralingua.com) or email [collaborate@mantralingua.com](mailto:collaborate@mantralingua.com) to subscribe.

# Push, pull or push and pull Sorting Activity

**Theme: Forces**

**Age range: 5+**

## Context:

Identifying and classifying are important parts of all the sciences and here we have devised a fun way for younger children to start learning these processes.

If you add different sets of cards please send them to the address below for expanding our library.

## Preparation:

Print out the A4 sheets.

If possible, laminate the Venn Diagrams after joining the two sides together.

Cover the three 'activity card' pages with 'clear pvc self adhesive book cover film'. Then cut out the squares to make the cards.

We have also provided a blank sheet for you to make your own activity cards.

## HOW TO PLAY:

This sorting activity can be done either in groups of three or four or as a whole class activity. (If the children are young it adds to their understanding of the various forces used if they physically have to follow the instructions on the cards.)

If working in groups then each group is given some of the activity cards and a Venn diagram.

The children look at each of the instructions on the activity cards and decide where to place them on the Venn diagram. Encourage the children to discuss how they came to their conclusions.

## Learning Outcomes:

Pupils will be able to identify which kind of force is used for various activities. If you have found further learning outcomes please share them by emailing [collaborate@mantralingua.com](mailto:collaborate@mantralingua.com).

Mantra Lingua Ltd, Global House, 303 Ballards Lane, London N12 8NP 0044 (o) 208 445 5123

(You can purchase a professionally printed, sound-enabled version of this activity with pre-cut cards from [www.mantralingua.com](http://www.mantralingua.com). Students can use PENpal to record and re-record aurally onto the pages and cards. Recordings can be saved and used for assessment, or shared with other classes and schools via "ShareLINK".)

# Push, pull or ... - activity cards

© 2011 Mantra Lingua: all rights reserved. No copying without permission [www.mantralingua.com](http://www.mantralingua.com)  
(Cut out and make into cards.)

**comb** your hair

**pick up** a piece of Lego

**take** the top off the  
water bottle

**tie up** some shoelaces

**pick up** a pencil

**open** the book

**open** the cupboard door

**switch** on the light

**nod** your head

**drag** the book box

**put on** your socks

**open** the blinds

**throw** a beanbag to  
your friend

**press** the stapler

**jump** up and down  
three times

**bounce** the ball

# Push, pull or ... - activity cards

© 2011 Mantra Lingua: all rights reserved. No copying without permission [www.mantralingua.com](http://www.mantralingua.com)  
(Cut out and make into cards.)

**roll** some play dough

**kick** a ball

**squeeze** a piece  
of sponge

**twist** a piece of paper

**fold** a piece of paper

**rub** the whiteboard clean

**bang** the drum

**switch** on the light

**pick up** a pencil

**open** the book

**open** the cupboard door

**switch** on the light

**nod** your head

**drag** the book box

**put on** your socks

**open** the blinds

# Push, pull or ... - activity cards

© 2011 Mantra Lingua: all rights reserved. No copying without permission [www.mantralingua.com](http://www.mantralingua.com)  
(Cut out and make into cards.)

**comb** your hair


**pick up** a piece of Lego

**take** the top off the  
water bottle

**tie up** some shoelaces


# Push, pull or ... - activity cards

© 2011 Mantra Lingua: all rights reserved. No copying without permission [www.mantralingua.com](http://www.mantralingua.com)  
(Cut out and make into cards.)

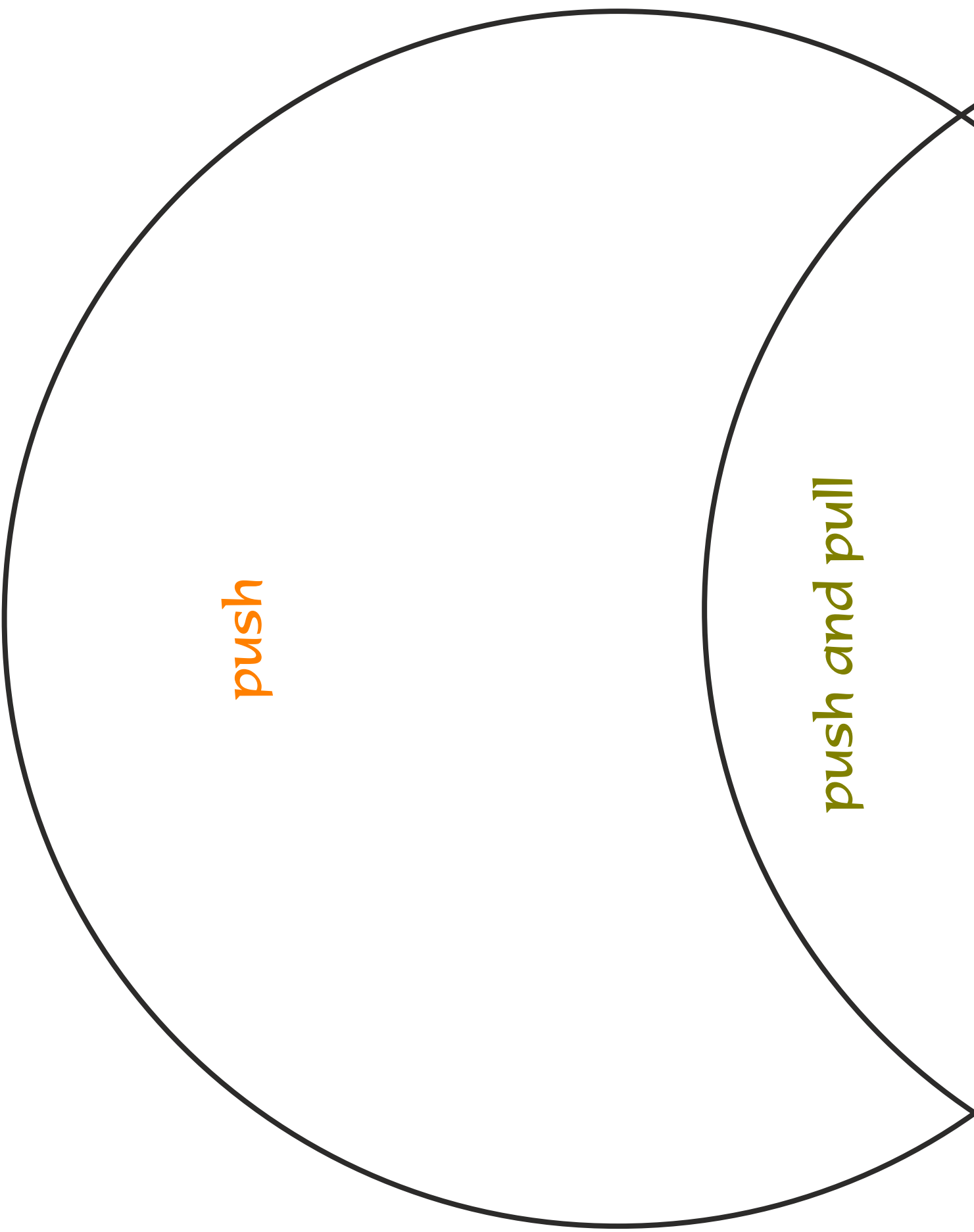


# Push, pull or push and pull - Venn Diagram

© 2011 Mantra Lingua: all rights reserved. No copying without permission [www.mantralingua.com](http://www.mantralingua.com)  
(This is the top sheet of the Venn Diagram. Glue to the bottom half, mount or laminate.)

push

push and pull





pull



# Push, pull or push and pull - Venn Diagram

© 2011 Mantra Lingua: all rights reserved. No copying without permission [www.mantralingua.com](http://www.mantralingua.com)  
(This is the top sheet of the Venn Diagram. Glue to the bottom half, mount or laminate.)

push

push and pull



pull